

SmartTouch for Kodak i2900 Scanner Release Notes

Version 2.0.2.1447

Purpose of Release: This is an updated release of Smart Touch for the Kodak i2900 Scanner with a new GUI and the ability to name output files using the serial number of the scanner.

Date: December 20, 2024

Required Scanner Software Versions:
i2900 CD Version 6.62 or higher

Supported Operating Systems *:

- WINDOWS 10 (32-bit and 64-bit)
- WINDOWS 11 (64-bit)

* It is expected that all operating systems listed above are kept up to date with the latest required Windows updates

Changes and New Features

- ❖ **Output File Naming**
 - Output files can now be named using the Serial Number of the scanner.
- ❖ **Operating System Support**
 - Dropped support for Windows 8.1.

SmartTouch for Kodak i2900 Scanner Release Notes

❖ New End User Interface

- The GUI has a new look and feel, color scheme, and the configuration screen is larger:

The screenshot shows the 'Smart Touch' configuration window for a Kodak scanner. The window title is 'KODAK Smart Touch'. It is divided into several sections:

- Task shortcut:** A dropdown menu showing '1. Color sPDF 300', a 'Rename...' button, and information/help icons.
- Scan To:** A section for configuring the scan destination. It includes:
 - Destination:** A dropdown menu set to 'File', with a plus icon and three small icons to its right.
 - File type:** A dropdown menu set to 'PDF - Searchable', with a 'Settings...' button to its right.
 - Folder:** A text input field containing 'C:\Users\50242355\Documents\Smart Touch\s2000w\Output\' and a 'Browse...' button to its right.
 - File name format:** A dropdown menu set to 'ScannerSerialNumber and sequence number'.
 - File name prefix:** An empty text input field.
 - Name file prior to saving
- Scan Options:** A section with several checkboxes:
 - Edit images prior to saving
 - Separate after blank sheet (with a 'Setting...' button to its right)
 - Wait for more pages when feeder empty
 - Separate by barcode
 - Add keyword to document file
- Scan As:** A section for selecting a settings shortcut:
 - Settings shortcut:** A dropdown menu showing 'Color Perfect Page Document' and a 'Settings...' button to its right.
 - Display settings prior to scanning

At the bottom of the window are three buttons: 'OK', 'Cancel', and 'Apply'.

SmartTouch for Kodak i2900 Scanner Release Notes

Version 1.9.9.1247

Purpose of Release: This is an updated release of Smart Touch for the Kodak i2900 Scanner to support Windows 11 and SharePoint Online Modern Authentication.

Date: March 23, 2022

Required Scanner Software Versions:
i2900 CD Version 6.62 or higher

Supported Operating Systems:

- WINDOWS 8.1 (32-bit and 64-bit)
- WINDOWS 10 (32-bit and 64-bit)
- WINDOWS 11 (64-bit)

Changes and New Features

❖ Security Updates

- Outdated libraries have been updated including replacement of Microsoft libraries and library versions that are no longer supported.
- Updated the OCR engine libraries to the latest version available.
- Full support of TLS 1.2 As IT departments are deprecating support for TLS 1.0 and 1.1, this support becomes necessary for Smart Touch.

❖ Operating System Support

- Added support for Windows 11.
- Dropped support for Windows 7.

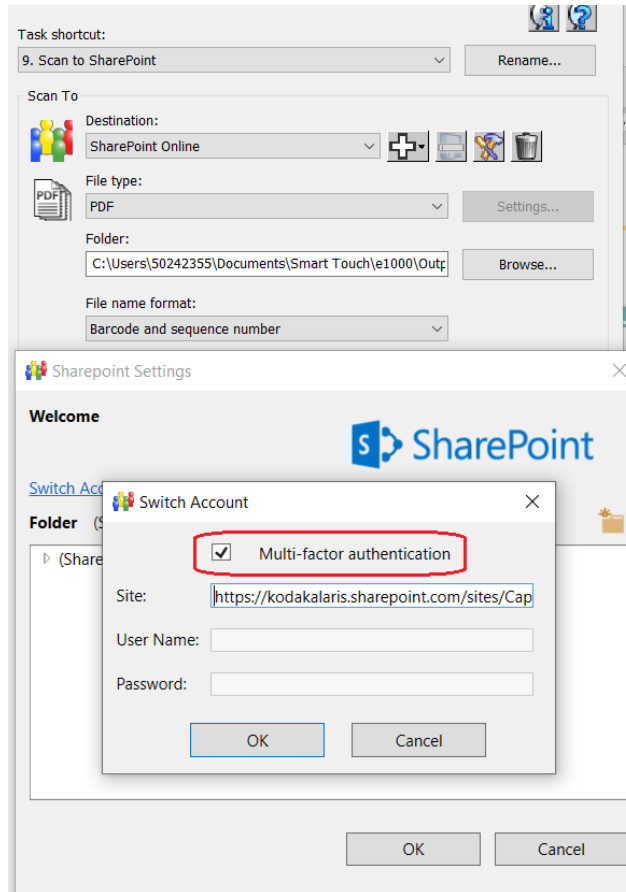
❖ Vietnamese OCR Support

- The Vietnamese language is now available for selection when configuring a button shortcut for Searchable PDF output.

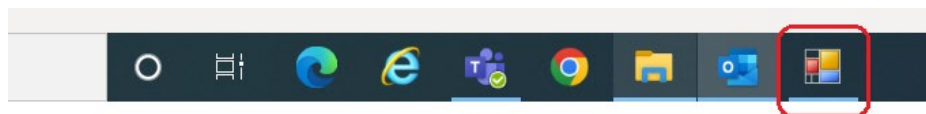
SmartTouch for Kodak i2900 Scanner Release Notes

❖ SharePoint Online Modern Authentication

- IT organizations are deprecating support for Basic or Legacy authentication
- Modern Authentication encompasses methods such as **MFA (Multi-Factor Authentication)**



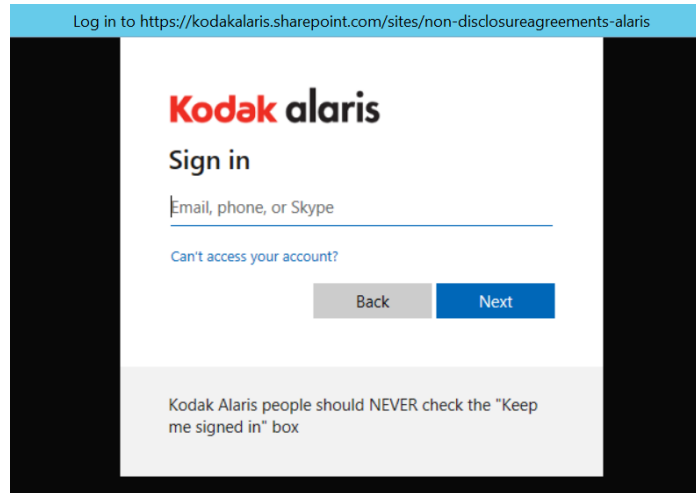
- When enabled, no user credentials are required if the user who logged onto the PC is a **domain user on the company network**.
 - When the first scan session completes, after Smart Touch is launched, the user may see a taskbar pop-up (and window) that will go away on its own



- During this activity, Smart Touch is getting a Token that can be re-used for all subsequent output processing to SharePoint Online for as long as Smart Touch is running or until the PC is rebooted.

SmartTouch for Kodak i2900 Scanner Release Notes

- If the user who logged onto the PC is **not a domain user on the company network**, then the user will be required to authenticate before the output to SharePoint Online can complete. For example:



Problem Reports Fixed: The following problems have been fixed in this Smart Touch release for the i2900 Scanner:

- **CPSOLSTS-789 – Unable to output 100 or more documents using bar code separation**
 - When 99 bar code pages or less were scanned at a time, there was no issue. When 100 or more pages were scanned in a single scan session, Smart Touch would display the "Formatting images ..." message and then complete without outputting any of the scanned pages.
- **CPSOLSTS-846 - Smart Touch can no longer connect to SharePoint Online**
 - Error message displayed when attempting to configure a button shortcut for SharePoint Online was "Cloud service unable to connect to URL:".
 - Smart Touch has been updated to fully support TLS 1.2 and can again connect to SharePoint Online.
- **CPSOLSTS-813 - Cannot create multiple button shortcuts to different SharePoint Online Document Libraries**
 - Configuring a second button shortcut to a SharePoint Online document library would automatically change the first button shortcut (which was configured for a different document library) to output to the same document library.

Known Issues:

None

SmartTouch for Kodak i2900 Scanner Release Notes

Version 1.9.8.1178 Summary

Purpose of Release: This is a maintenance release of SmartTouch for internet download of the SmartTouch application for the Kodak i2900 Scanner.

Date: August 28, 2020

Compatible Scanner Versions:

Host CD 6.5 (WINDOWS drivers)

Supported Operating Systems:

- WINDOWS 7 (32-bit and 64-bit)
- WINDOWS 8 (32-bit and 64-bit)
- WINDOWS 8.1 (32-bit and 64-bit)
- WINDOWS 10 (32-bit and 64-bit)

Problem Reports Fixed:

- **CPSOLSTS-690 – Can no longer output to Google Drive**
 - Google Drive output stopped working in Smart Touch versions 1.9.7 and earlier as Google changed the method by which to authenticate to Google Drive.
 - Smart Touch version 1.9.8 or later is now required to scan and output to Google Drive.
 - When upgrading from a previous version of Smart Touch, task shortcuts configured for Google Drive must be re-configured as the user must re-authenticate to their Google Drive.
- **CPSOLSTS-554 – Bar code separation and file naming options missing**
 - The ability to separate scanned documents via bar code and name the scanned documents with the bar code value on the document is now available in this Smart Touch release for the i2900 Scanner.
- **CPSOLSTS-684** - The Smart Touch name in the Windows Start Menu is **replaced by inappropriate text (e.g., “NewShortcut16” instead of “Smart Touch”)** when installing on a German Windows OS.

Known Issues:

None

SmartTouch for Kodak i2900 Scanner Release Notes

Version 1.9.7.1044 Summary

Purpose of Release: This is a maintenance release of SmartTouch for internet download of the SmartTouch application for the Kodak i2900 Scanner.

Date: April 10, 2019

Compatible Scanner Versions:

Host CD 5.1 (WINDOWS drivers)

Supported Operating Systems:

- WINDOWS 7 (32-bit and 64-bit)
- WINDOWS 8 (32-bit and 64-bit)
- WINDOWS 8.1 (32-bit and 64-bit)
- WINDOWS 10 (32-bit and 64-bit)

Problem Reports Fixed:

1. **CPSOLSTS-413** – **“Failed to format images”** error when scanning many documents and outputting all scanned images into one Searchable PDF file. The supported number of images that can be output to one Searchable PDF file, scanned at 200 DPI Black & White, Grayscale, or Color, has been increased to **500 images** (i.e., 250 physical pages scanned in duplex mode or 500 physical pages scanned in simplex mode).

Known Issues:

None

NOTES:

- Running the installer for this latest version of SmartTouch will upgrade an existing installation and keep all current SmartTouch button assignments.
- After upgrading to a 1.9.x release of SmartTouch, if the SmartTouch Import/Export tool was used to replicate SmartTouch settings across multiple PCs, and the option **All users share the same settings** is chosen, the SmartTouch settings will be moved to the following directory on the PC:

C:\Users\Public\Documents\Smart Touch\i2900

- **New Installation or Upgrade:** User will be prompted to “Send usage data” or “Do not send usage data”. If the user consents during the installation or upgrade of SmartTouch, and the PC has internet access, usage data will be collected via Google Analytics.

SmartTouch for Kodak i2900 Scanner Release Notes

Version 1.8.81.862.180417 Summary

Purpose of Release: This is a maintenance release of SmartTouch for internet download of the SmartTouch application for the Kodak i2900 Scanner.

Date: April 17, 2018

Compatible Scanner Versions:

Host CD 5.1 (WINDOWS drivers)

Supported Operating Systems:

- WINDOWS 7 (32-bit and 64-bit)
- WINDOWS 8 (32-bit and 64-bit)
- WINDOWS 8.1 (32-bit and 64-bit)
- WINDOWS 10 (32-bit and 64-bit)

Problem Reports Fixed:

1. **DIAS-1460** - On Windows 10 PCs, the first scan after a system reboot may result in blank images or may get interrupted and not complete the output successfully.

Change Requests Implemented:

None

Known Issues:

None

NOTES:

- On WINDOWS 10 PCs, Host CD 5.1 must be installed to ensure proper connectivity from SmartTouch to the i2900 Scanner as well as proper display and functioning of the Scanner Button assignments configured in SmartTouch.
- Running the installer for this latest version of SmartTouch will upgrade an existing installation and keep all current SmartTouch button assignments.